

CARE AND MAINTENANCE OF MATERIALS

mORica
DESIGN

GENERAL INSTRUCTIONS FOR CLEANING THE MATERIALS

The regular and appropriate cleaning of furnishings is an important and decisive factor for extending their life. For cleaning, a few precautions are necessary to avoid damaging the finish of the materials. In general, it is advisable to avoid the use of abrasive or too aggressive products which could damage the product. Before using a cleaning product, we recommend testing a small, hidden area. When cleaning flat surfaces, motion should be horizontal or vertical and be parallel to the grain of the wood as much as possible.





ENGLISH

INDEX

- p. 05 WOOD AND MDF
- p. 06 LACQUERED WOOD AND MDF
- p. 06 METAL
- p. 07 GLASS AND MIRROR
- p. 08 TERRACOTTA
- p. 08 BOUCLÉ WOOL FABRIC
- p. 09 LEATHER AND CUIR
- p. 11 MARBLE AND CERAMIC

Morica Design's furniture pieces, handcrafted from solid wood and MDF veneered with real wood, are distinguished by their high quality and use of eco-friendly paints.



Laguna Oak
water-based finish



Canaletto Walnut
water-based
or oil finish



Oak wood
water-based finish



White oak
water-based finish

Maintenance varies depending on the finish.

For the daily cleaning of furniture with an **oil finish**, simply use a dry cloth, avoiding water to prevent altering the oil's distribution in the wood. Occasionally, you may revitalize the surface by applying a light oil, which penetrates the wood fibers, bringing new life to the furniture while preserving its natural appearance.

For the daily cleaning of furniture with a **water-based finish**, you can use a dry or slightly damp cloth. For more stubborn stains, it is recommended to use a natural sponge with water and neutral soap. Avoid applying oils or waxes that could alter the finish.

Wood cleaning product

The longevity wood routine



CLEANS AND REFRESHES


Wood stain remover

Ideal for deep cleaning of wooden surfaces with a water-based finish. The cleaner removes the most stubborn stains and restores the natural beauty of treated wood in furniture and accessories. Always test the product on a hidden area first.


The Wood Stain remover is supplied in a 100 ml bottle with sprayer and completed by a reusable cotton cloth.

For more information visit our website at moricaesign.it in the *cleaning products* section or contact us at info@moricaesign.it


When cleaning lacquered furniture, it's essential to use gentle products, avoiding harsh or abrasive chemical cleaners that could damage the finish. We recommend testing any product on a hidden area first to ensure compatibility.




Denim blue
soft touch or
glossy finish




Cobalt blue
soft touch or
glossy finish




Marsala red
soft touch or
glossy finish



Terracotta
soft touch or
glossy finish



Cipria
soft touch or
glossy finish



Anthracite
soft touch finish

The advice for cleaning shiny furniture is to use a damp cloth with minimal pressure.

For optimal cleaning, use a soft, damp cloth, applying light pressure with straight motions, rather than circular ones, to avoid streaks. After cleaning, be sure to dry the surface immediately to maintain its shine.

Avoid dry dusting.

Dry dusting is not recommended, as some fibers from the cloth may scratch the surface. For tougher stains, use a mild solution of water and gentle detergent, rinsing with a damp cloth and drying immediately.

Avoid direct exposure to sunlight to prevent fading and discoloration. When handling objects placed on lacquered furniture, it's best to lift them rather than slide them to prevent scratching the surface.

METAL

The powder-coated metal parts in Morica Design furniture should be cleaned with a soft, dry cloth to remove dust, or with a damp cloth and mild soap in case of smudges. Avoid using abrasive products, acids, chlorine-based cleaners, or bleach, as these can damage the metal and cause oxidation. We recommend being cautious to avoid contact with sharp or pointed objects, such as rings and keys, to prevent accidental scratches.



Dark Burnished



Champagne

Glass and mirrors are known for their fragility, so they require special care.

For daily cleaning of **back-painted glass**, we recommend using a soft cloth and specific glass cleaners. The glass surfaces used in tabletops and side tables are printed with HP latex inks, which are free from volatile chemical solvents, non-toxic, and certified for low emissions.



marble effect
Patagonia



marble effect
Trinity White




marble effect
Breccia Imperiale

Murano glass, used in some Morica Design pieces, should be cleaned exclusively with lukewarm water and mild soap, avoiding ammonia or harsh cleaners. Since each piece is handcrafted and mouth-blown, minor variations or small bubbles are not defects but a sign of its artisanal origin and authenticity.



Fumé



Fumé balloton



Ambrato



Martellato fumé

When cleaning **glass lamps**, make sure to disconnect the light bulbs and ensure they are cool. Dust can be removed with a soft feather duster, and for smudges, water or a specific cleaner can be used, followed by drying with a microfiber cloth to avoid marks or streaks.

For cleaning **mirror surfaces**, we recommend using water or glass cleaners, drying immediately with a microfiber cloth to prevent water spots or streaks from forming.



Silver mirror



Smoked mirror

For daily cleaning of terracotta, it's important to start by removing surface dust with a soft fabric cloth to avoid scratching. Stains can be removed by gently rubbing the affected area with neutral Marseille soap, using a very soft sponge slightly dampened with low-calcium water. After cleaning, it's essential to thoroughly rinse the surface to eliminate any soap residue. Morica Design recommends performing each operation over the entire surface to avoid the formation of halos.

Please note that artisanal products may exhibit small aesthetic imperfections due to the handcrafted process and the use of natural materials. These details represent the authenticity and quality of Morica Design's terracotta or terrascuro products.



Terracotta



Dark clay



Glossy insert
Mandarino orange



Glossy insert
Dove grey




Glossy insert
Muschio green



Glossy insert
Azure

BOUCLÉ WOOL FABRIC


Bouclé is a wool fabric characterized by an irregular, looped structure, known for its softness and durability. To maintain its quality, it is recommended to have it dry-cleaned with gentle products, avoiding water. For stubborn stains, it is advisable to contact a professional specializing in upholstery cleaning. It is important not to expose bouclé to direct sunlight to prevent color variations, nor to humidity to avoid mold. Additionally, keep the fabric away from sharp objects to prevent damage.




Cipria




Violet




Denim blue



Caramel



Pearl grey




Pavone blue

To maintain the durability and beauty of leather, it is recommended to dust the surfaces with a dry, non-abrasive cloth, carefully removing dust and impurities to avoid scratching the material. To preserve the natural characteristics of leather, it is suggested to avoid direct sunlight and heat sources such as radiators, fireplaces, and windows. Avoid using solvents or alcohol-based cleaners, as they can permanently alter the appearance of the leather. In the case of liquid stains, it is essential to act quickly by removing the substance with an absorbent soft cloth. Stained surfaces should then be treated with a cloth dampened with warm water, thoroughly wrung out.



Anthracite



Cognac



Natural

NUBUCK LEATHER

Nubuck leather is a very delicate material that must be cleaned regularly with due precautions. It is forbidden to use water or oily substances. It is recommended to use a brush with soft bristles and delicately brush the surfaces using small circular movements. To remove stains, however, you need to use the appropriate products on the market. This material tends to fade in contact with direct light, which is why it must be kept away from the sun or direct heat sources as much as possible.



Salvia



Conchiglia

LEATHER

For cleaning leather items, simply use a cotton cloth dampened with water or a solution of neutral soap. Three to four times a year, depending on wear, it is advisable to use a specific leather maintenance product that hydrates and provides elasticity, creating a protective and water-repellent film that facilitates cleaning.




Anthracite



Oyster



Cognac



Tortora

Morica Design recommends using its specific leather cleaning products, available in practical kits that include a sprayer and a reusable cotton cloth.

Leather cleaning products

The longevity leather routine



STEP 1 CLEANS AND REGENERATES

Cleansing tonic

A product for the gentle cleaning of pigmented leather in home furnishings. This cleaner not only effectively removes dirt but also regenerates the leather, keeping it soft and shiny. It is suitable for all types of leather except nubuck and suede. Always test the product on a hidden area first.

The Cleansing Tonic is supplied in a 100 ml bottle with sprayer and completed by a reusable cotton cloth.

Use in combination with the *Protective milk* for a flawless result.



STEP 2 PROTECTS AND MOISTURIZE

Protective milk

A nourishing cream which is recommended for protecting leather from aging and dehydration, ensuring a consistently perfect appearance. For heavily used surfaces, it is advised to apply the product once every three months. This milk contains antioxidants to prevent leather degradation and UV filters to protect against fading, along with vitamin E and essential oils. It can be used on all types of leather except nubuck and suede. Always test the product on a hidden area first.

The Cleansing Tonic is supplied in a 100 ml bottle with sprayer and completed by a reusable cotton cloth.

Use in combination with the *Cleansing tonic* for a flawless result.

For more information visit our website at moricadesign.it in the *cleaning products* section or contact us at info@moricadesign.it

For regular cleaning of marble, it is recommended to wipe the surfaces with neutral soap, warm water, and a soft, non-abrasive cloth. Neutral soap acts as a degreaser and antibacterial agent, providing shine to the surfaces. It is important to avoid acidic products, such as alcohol, acetone, ammonia, chlorine, waxes, and descalers, as they can permanently corrode the stone.



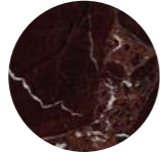
Black Marquinia



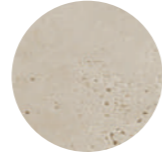
White Carrara



Alpi green



Lepanto red



Travertino Romano

The delicacy of a natural material at home.

With prolonged use, matte-finished marble surfaces tend to naturally polish themselves, returning to a glossy state, which is a normal phenomenon of the material and not an indication of deterioration. It is advisable not to place hot objects directly on the surface and to promptly remove liquids and stains using an absorbent cloth, followed by a soft sponge with warm water and neutral soap, taking care to dry thoroughly. Particular attention should be paid to acidic liquids such as vinegar, lemon juice, tea, coffee, or carbonated drinks, as they may corrode the surface and cause potentially permanent stains.

In the event that the marble surface chips or fractures, not all is lost: the damage can be repaired, and the marble can be glued, polished, and restored to its original condition. If necessary, you can have the extent of the damage evaluated by contacting our Customer Service at assistenza@moricaesign.it

CERAMIC

To remove dust from ceramic surfaces it is recommended to use a regular duster. For surface stains, a cloth dampened with warm water (not hot, is useful to avoid thermal shock). In the case of persistent stains, you can add a neutral detergent and dry immediately.

Morica Design recommends using only soft cloths to avoid scratches. It is important to avoid abrasive sponges and harsh substances that could damage the material.



Calacatta Gold gloss



Calacatta Black gloss



Breccia Capraia gloss



Travertino Romano White satin





Morica Design
info@moricadesign.it
+39 338 536 9814

Via delle Industrie 10
31050 Zenson di Piave (TV) - Italy

www.moricadesign.it

WWW.MORICADESIGN.IT